

MT505-PLC232 cable

Direct connect MT505 & PLC with RS-232 serial port



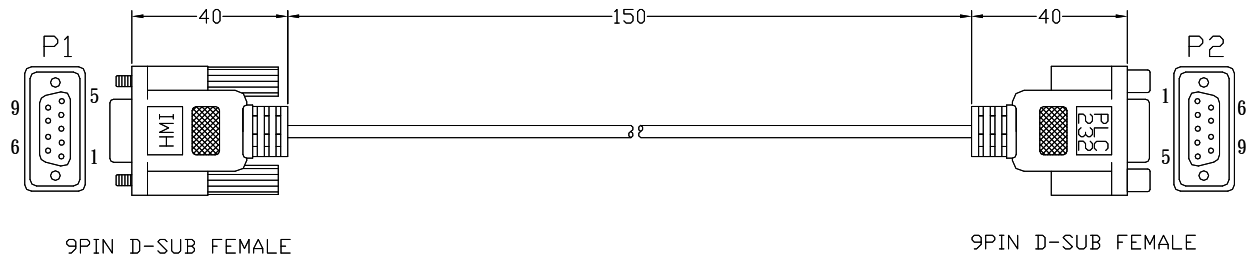
Introduction :

MT505 PLC232 cable is able to connect MT505 RS232 port to PLC for communication.

Specification :

Beside MHI port: 9Pin D-SUB Female
Beside PLC port: 9Pin D-SUB Female

Wiring diagram:




9PIN D-SUB FEMALE

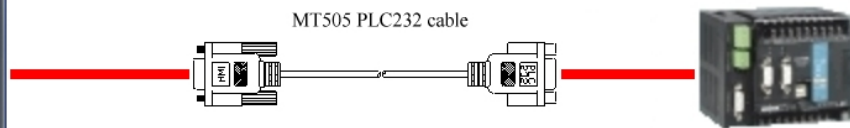
9PIN D-SUB FEMALE

HMI D-Sub 9P Female

PLC-232
D-Sub 9P female



MT505 PLC232 cable



MT5-MPI

MT505 PLC232 cable

